



CDMX
CIUDAD DE MÉXICO

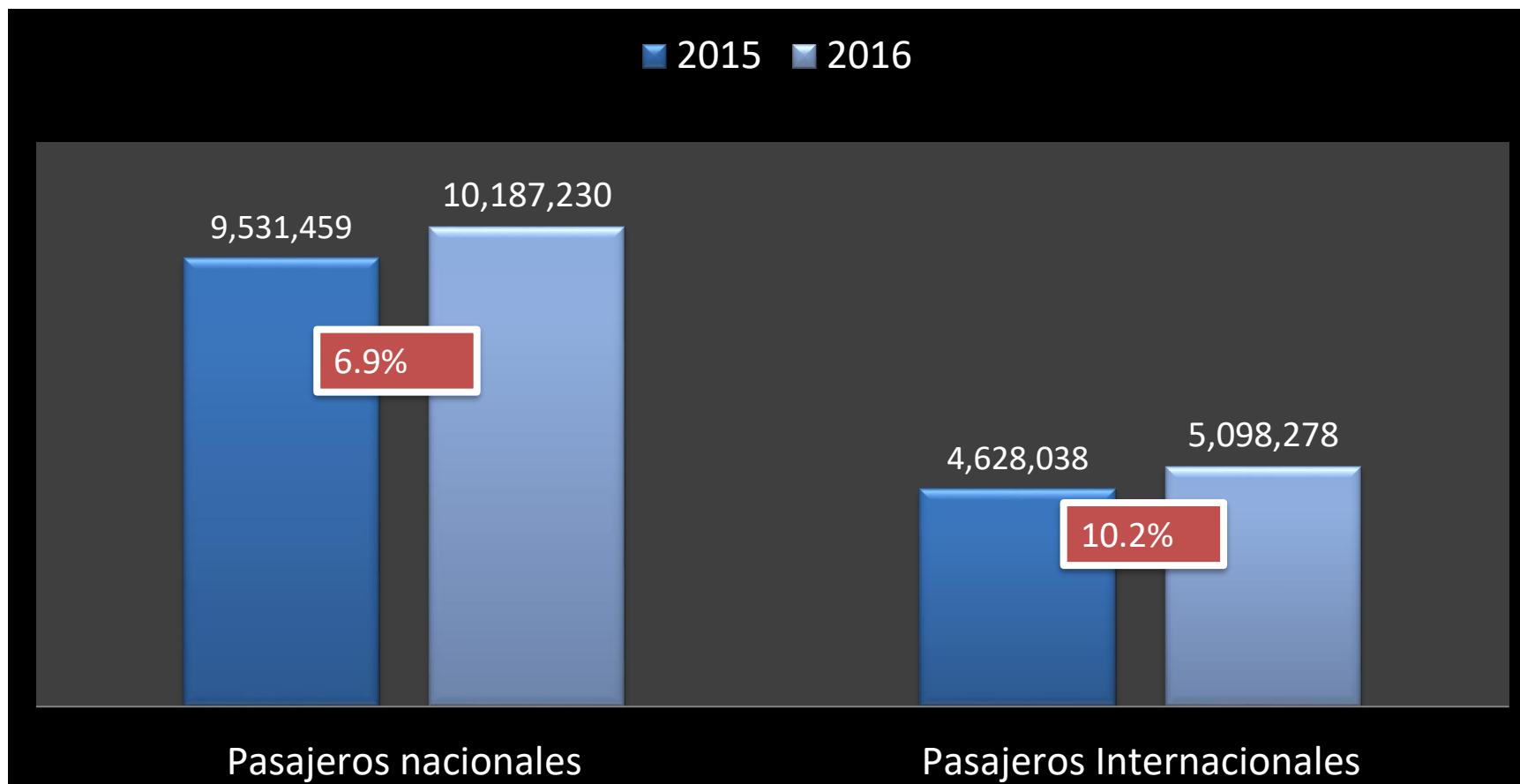


Tráfico de pasajeros a la CDMX

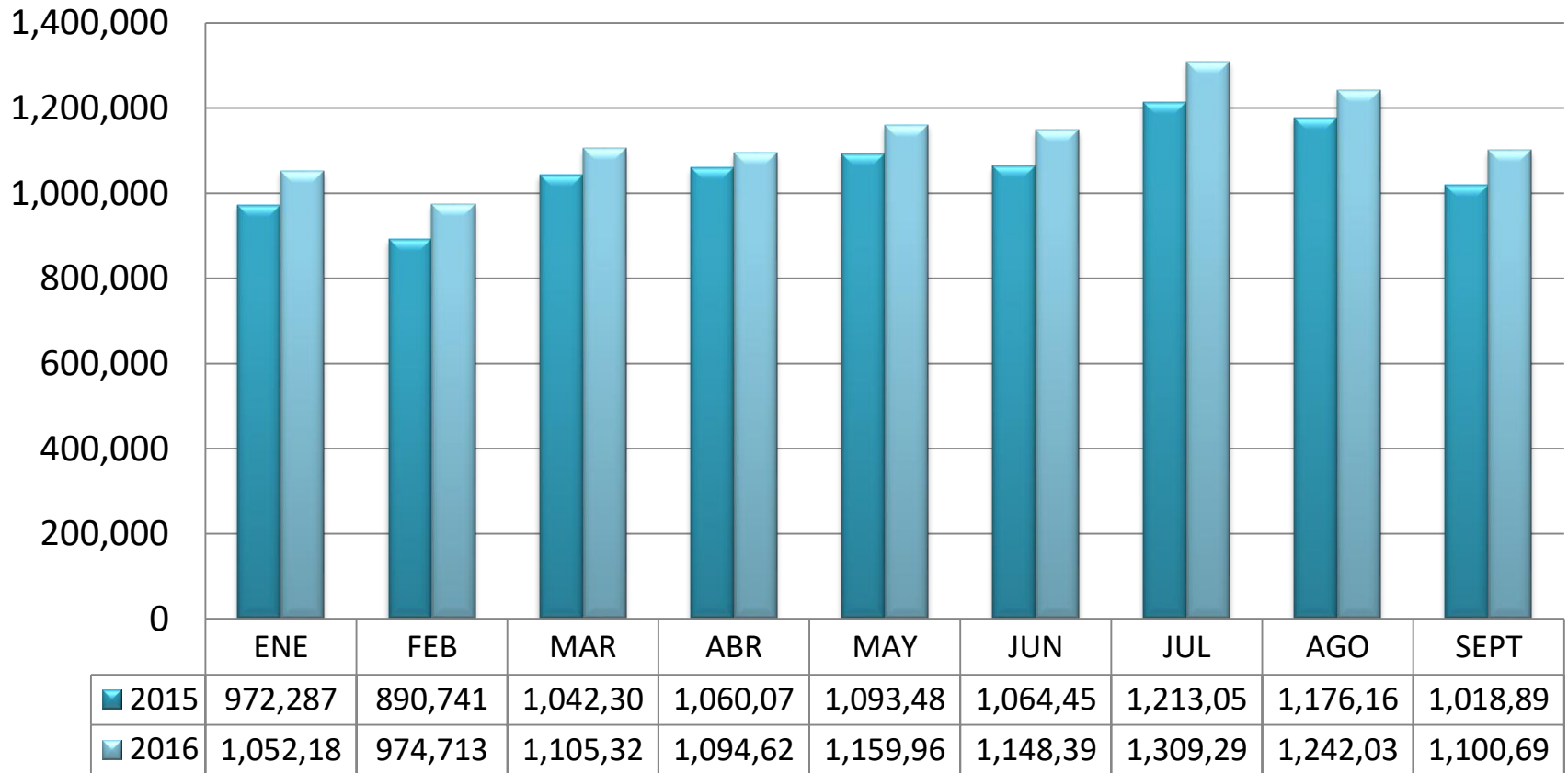
Enero – Septiembre 2015 / 2016

mexicocity.gob.mx

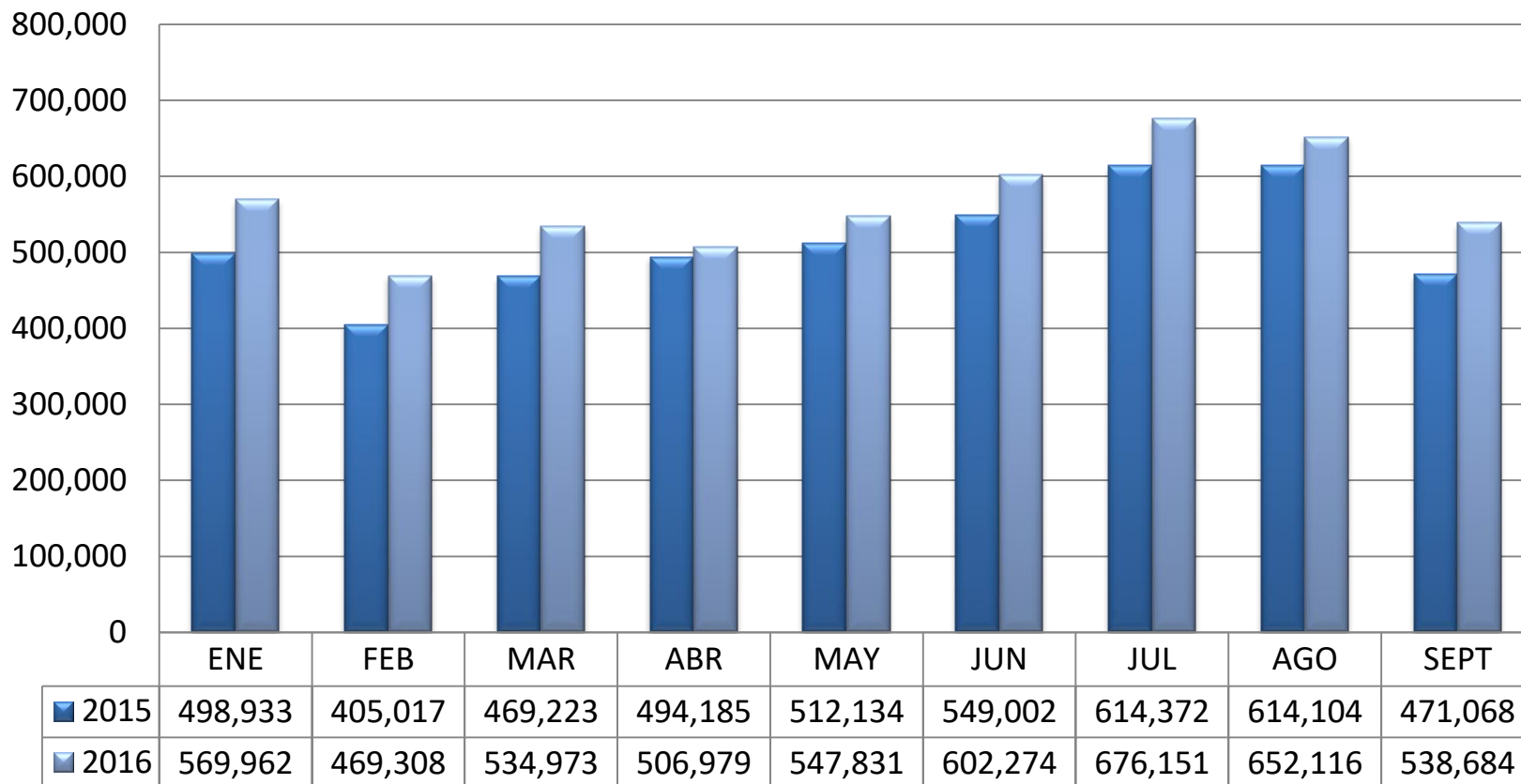
LLEGADA DE PASAJEROS VÍA AÉREA EN VUELOS REGULARES A LA CD DE MÉXICO ENERO-SEPTIEMBRE 2015 vs 2016



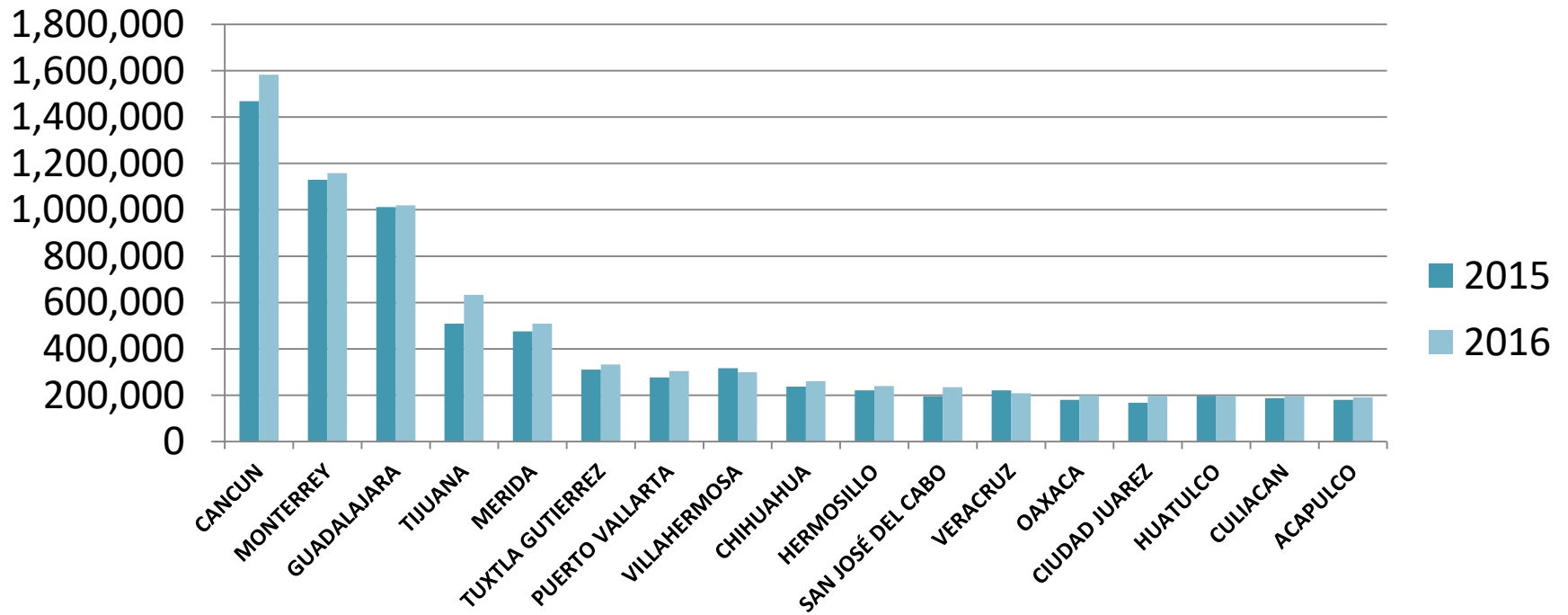
LLEGADA DE PASAJEROS NACIONALES EN VUELOS REGULARES A LA CD DE MÉXICO (Enero-Septiembre)



LLEGADA DE PASAJEROS INTERNACIONALES EN VUELOS REGULARES A LA CD DE MÉXICO (Enero-Septiembre)

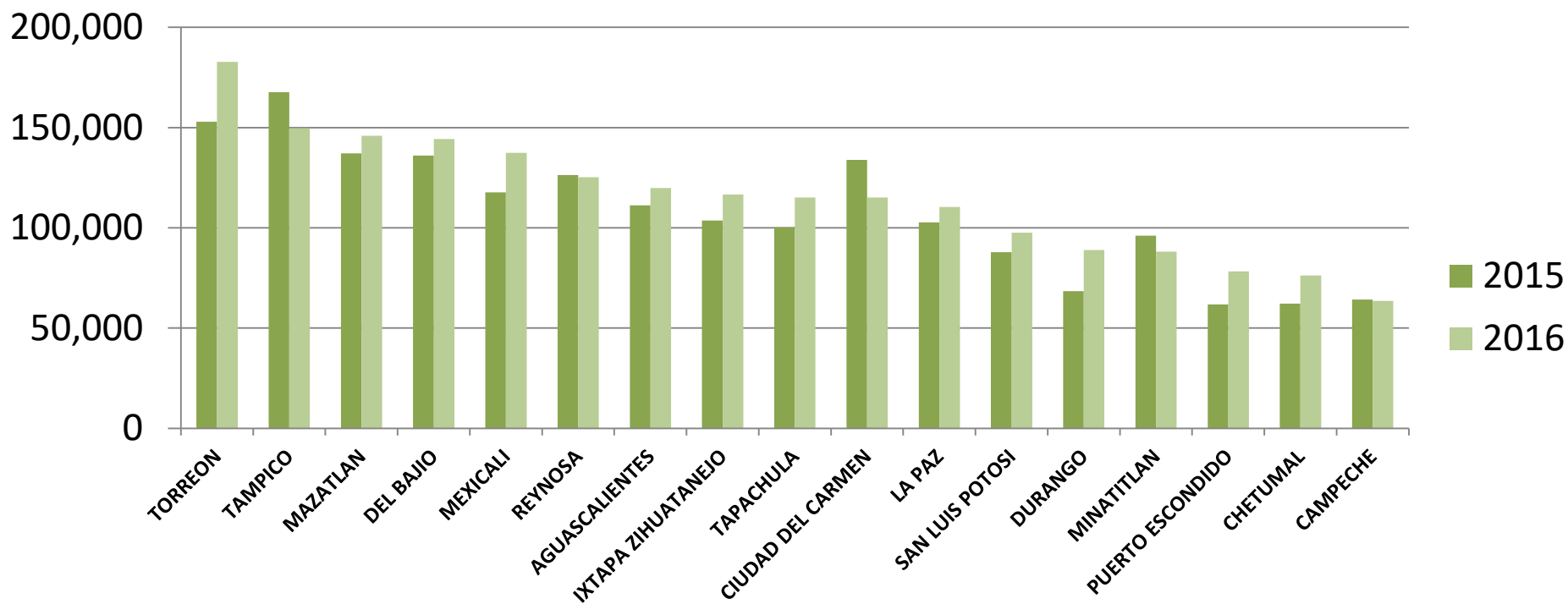


LLEGADA DE PASAJEROS EN VUELOS REGULARES A LA CD DE MÉXICO DE LOS PRINCIPALES MERCADOS NACIONALES (Enero- Septiembre)



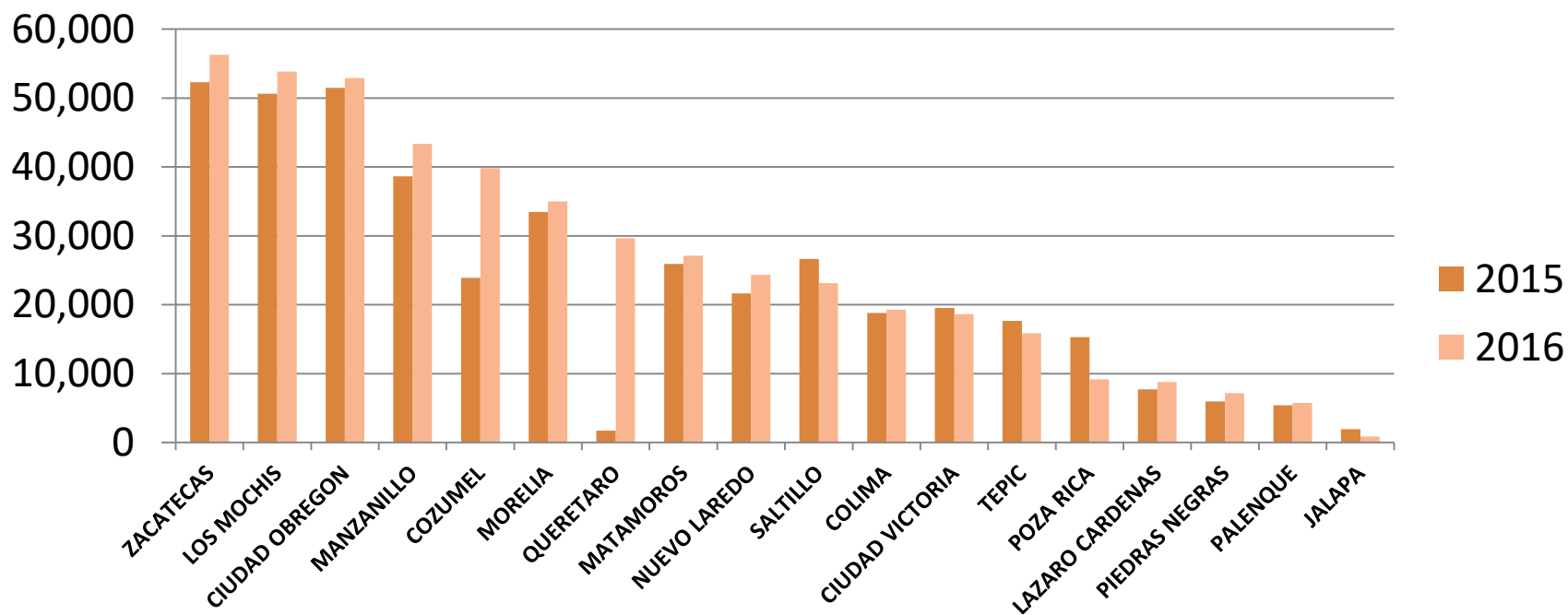
| | CUN | MTY | GDL | TIJ | MID | TGZ | PVR | VSA | CUU | HMO | SJD | VER | OAX | CJS | HUX | CUL | ACA |
|------------------------|-----------|-----------|-----------|---------|---------|---------|---------|---------|---------|---------|---------|---------|---------|---------|---------|---------|---------|
| 2015 | 1,468,327 | 1,129,072 | 1,012,194 | 509,223 | 475,160 | 309,907 | 276,310 | 316,437 | 237,481 | 221,287 | 195,164 | 220,876 | 179,553 | 167,888 | 197,165 | 186,795 | 179,789 |
| 2016 | 1,582,741 | 1,158,490 | 1,019,041 | 633,355 | 509,293 | 333,189 | 303,475 | 298,979 | 260,743 | 239,928 | 234,112 | 207,846 | 199,561 | 197,253 | 197,019 | 194,659 | 191,573 |
| 2015 VS 2016(%) | 7.79 | 2.61 | 0.68 | 24.38 | 7.18 | 7.51 | 9.83 | -5.52 | 9.80 | 8.42 | 19.96 | -5.90 | 11.14 | 17.49 | -0.07 | 4.21 | 6.55 |

LLEGADA DE PASAJEROS EN VUELOS REGULARES A LA CD DE MÉXICO DE LOS MERCADOS NACIONALES MEDIOS (Enero-Septiembre)



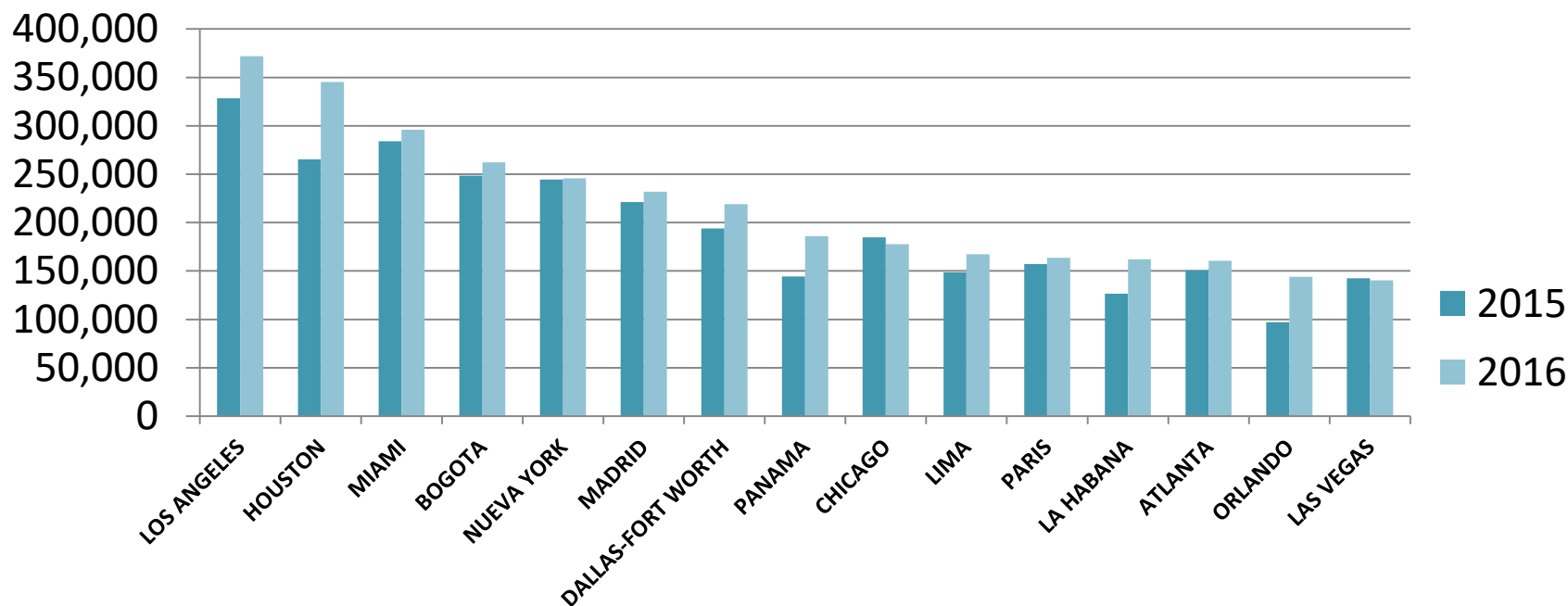
| | TRC | TAM | MZT | BJX | MXL | REX | AGU | ZIH | TAP | CME | LAP | SLP | DGO | MTT | PXM | CTM | CPE |
|-------------------------|---------|---------------|---------|---------|---------|--------------|---------|---------|---------|---------------|---------|--------|--------|--------------|--------|--------|--------------|
| 2015 | 152,904 | 167,590 | 137,128 | 136,098 | 117,741 | 126,282 | 111,163 | 103,628 | 100,258 | 133,914 | 102,745 | 87,886 | 68,406 | 96,031 | 61,728 | 62,149 | 64,242 |
| 2016 | 182,706 | 149,636 | 145,924 | 144,242 | 137,342 | 125,171 | 119,830 | 116,563 | 115,124 | 115,052 | 110,414 | 97,519 | 88,935 | 88,122 | 78,276 | 76,182 | 63,513 |
| 2015 VS 2016 (%) | 19.49 | -10.71 | 6.41 | 5.98 | 16.65 | -0.88 | 7.80 | 12.48 | 14.83 | -14.09 | 7.46 | 10.96 | 30.01 | -8.24 | 26.81 | 22.58 | -1.13 |

LLEGADA DE PASAJEROS EN VUELOS REGULARES A LA CD DE MÉXICO DE LOS MERCADOS NACIONALES MENORES (Enero-Septiembre)



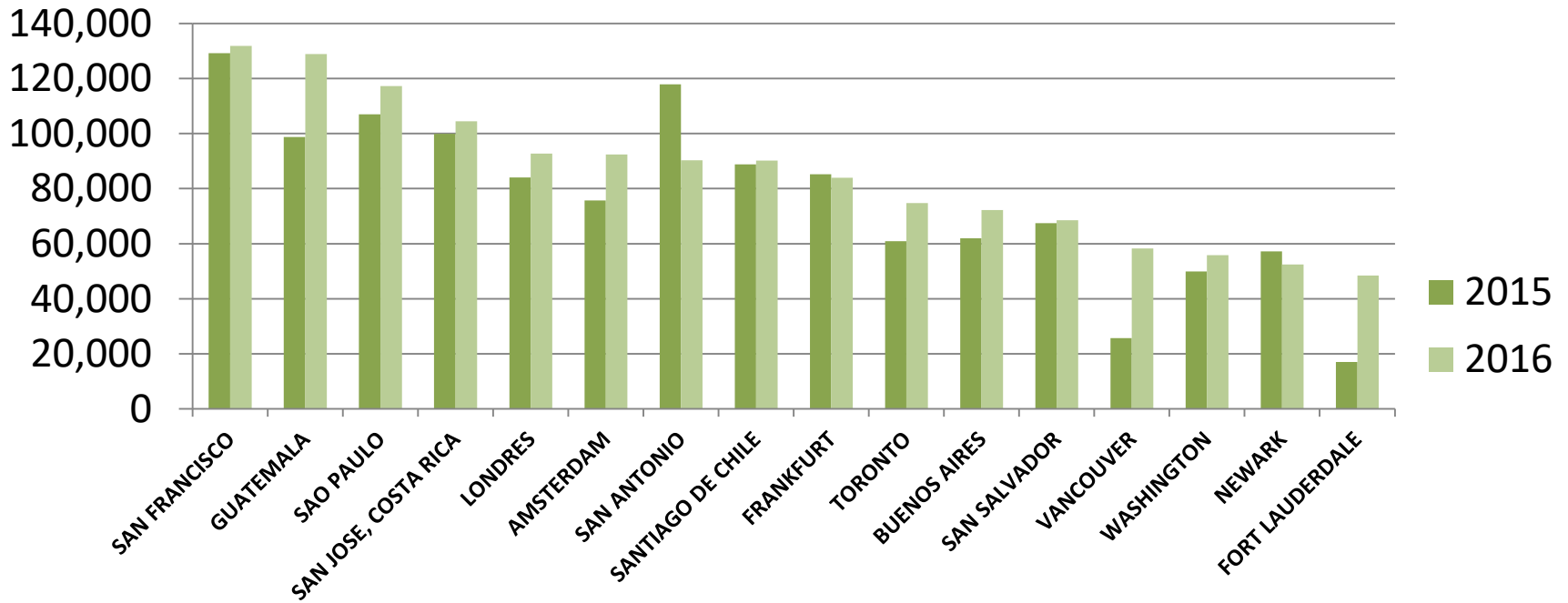
| | ZAC | LMM | CEN | ZLO | CZM | MLM | QRO | MAM | NLD | SLW | COL | CVM | TPQ | PAZ | LZC | PNC | PLQ | JAL |
|-------------------------|--------|--------|--------|--------|--------|--------|---------|--------|--------|---------------|--------|--------------|---------------|---------------|-------|-------|-------|---------------|
| 2015 | 52,306 | 50,617 | 51,484 | 38,617 | 23,889 | 33,461 | 1,733 | 25,903 | 21,616 | 26,636 | 18,824 | 19,541 | 17,646 | 15,304 | 7,719 | 5,975 | 5,410 | 1,939 |
| 2016 | 56,279 | 53,833 | 52,879 | 43,341 | 39,856 | 35,010 | 29,644 | 27,134 | 24,311 | 23,121 | 19,264 | 18,652 | 15,863 | 9,147 | 8,780 | 7,154 | 5,734 | 841 |
| 2015 vs 2016 (%) | 7.60 | 6.35 | 2.71 | 12.23 | 66.84 | 4.63 | 1610.56 | 4.75 | 12.47 | -13.20 | 2.34 | -4.55 | -10.10 | -40.23 | 13.75 | 19.73 | 5.99 | -56.63 |

LLEGADA DE PASAJEROS EN VUELOS REGULARES A LA CD DE MÉXICO DE LOS PRINCIPALES MERCADOS INTERNACIONALES (Enero-Septiembre)



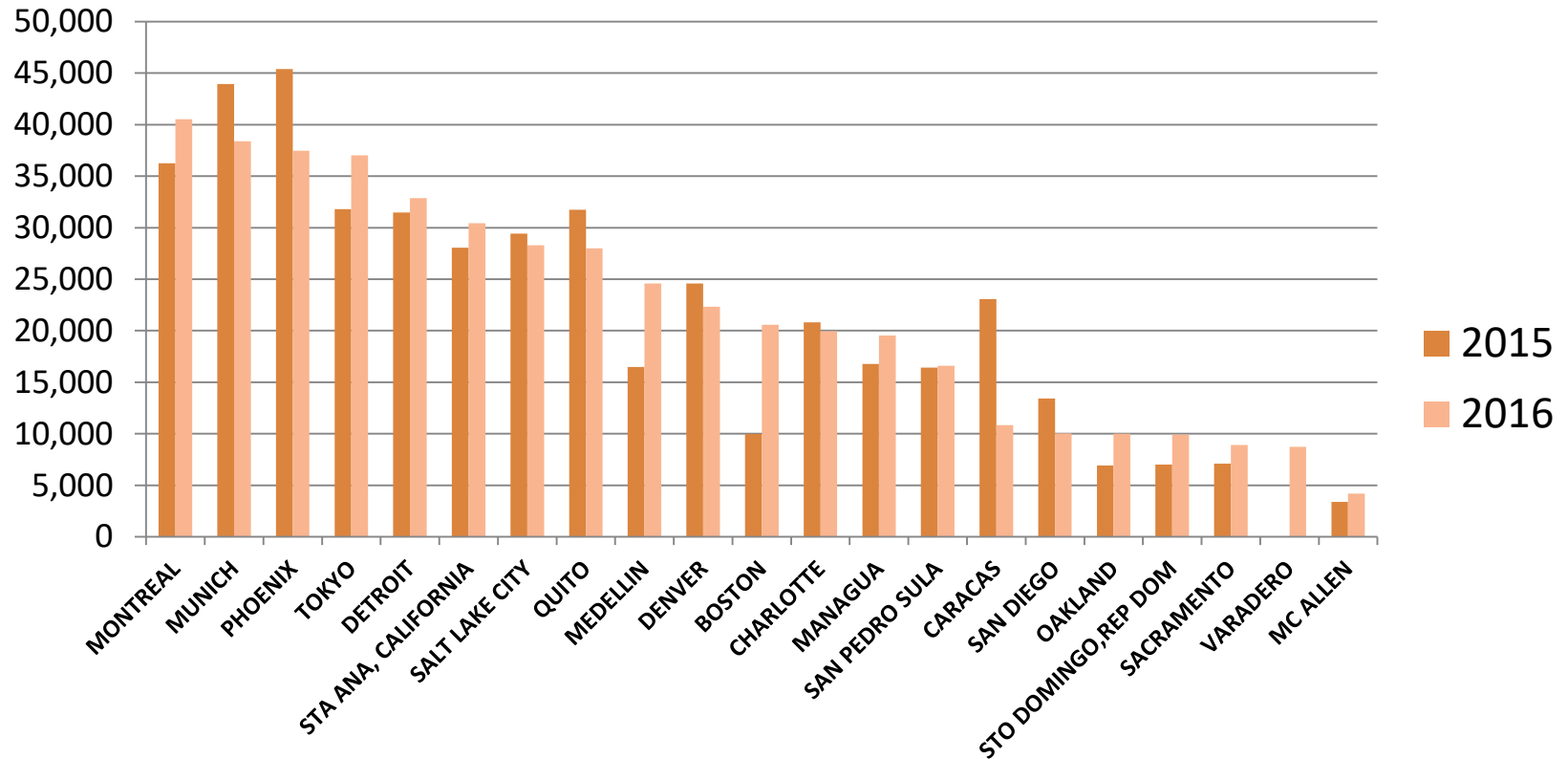
| | LAX | HOU | MIA | BOG | NYC | MAD | DFW | PTY | CHI | LIM | PAR | HAV | ATL | MCO | LAS |
|-------------------------|---------|---------|---------|---------|---------|---------|---------|---------|--------------|---------|---------|---------|---------|---------|--------------|
| 2015 | 328,357 | 265,260 | 284,138 | 248,529 | 244,530 | 221,114 | 194,029 | 144,426 | 184,711 | 148,760 | 157,149 | 126,649 | 150,813 | 97,148 | 142,499 |
| 2016 | 371,823 | 345,168 | 295,859 | 262,404 | 245,721 | 231,821 | 219,098 | 185,941 | 177,580 | 167,294 | 163,616 | 162,115 | 160,674 | 144,060 | 140,431 |
| 2015 VS 2016 (%) | 13.24 | 30.12 | 4.13 | 5.58 | 0.49 | 4.84 | 12.92 | 28.74 | -3.86 | 12.46 | 4.12 | 28.00 | 6.54 | 48.29 | -1.45 |

LLEGADA DE PASAJEROS EN VUELOS REGULARES A LA CD DE MÉXICO DE LOS MERCADOS INTERNACIONALES MEDIOS (Enero-Septiembre)



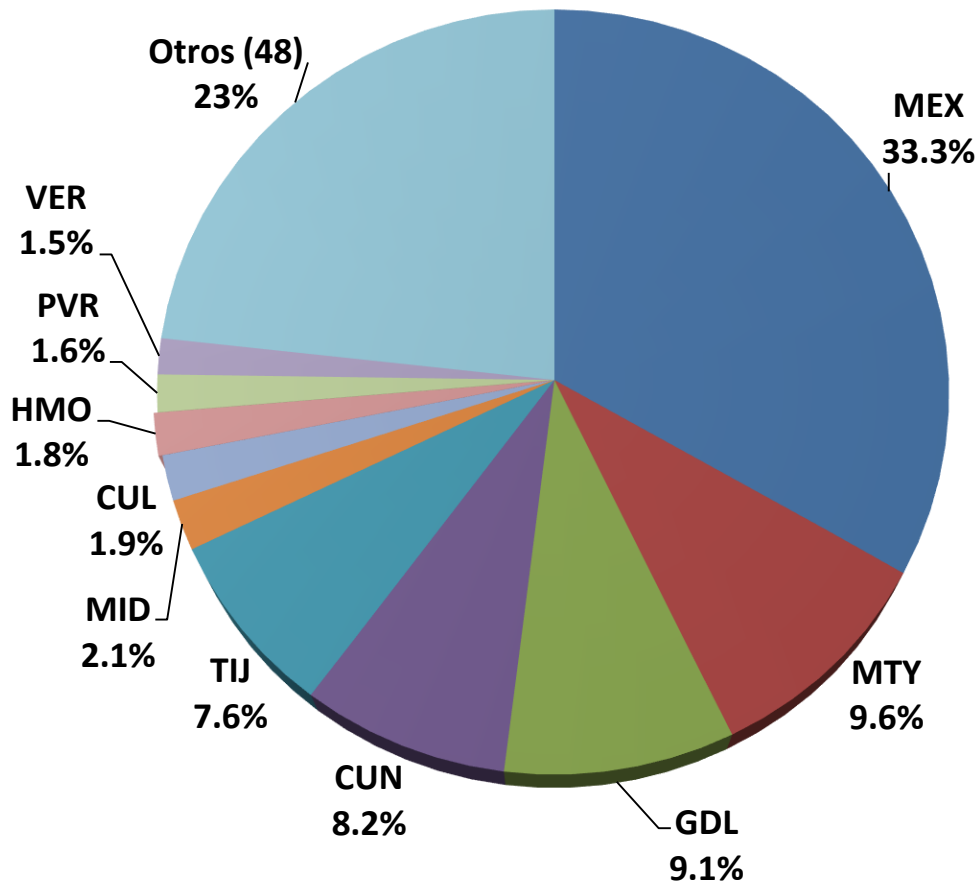
| | SFO | GUA | SAO | SJO | LON | AMS | SAT | SCL | FRA | YYZ | EZE | SAL | VAN | WASH | EWR | FLL |
|-------------------------|---------|---------|---------|---------|--------|--------|---------------|--------|--------------|--------|--------|--------|--------|--------|--------------|--------|
| 2015 | 129,202 | 98,710 | 107,024 | 99,924 | 84,119 | 75,755 | 117,889 | 88,772 | 85,194 | 60,962 | 61,994 | 67,490 | 25,684 | 49,970 | 57,267 | 17,044 |
| 2016 | 131,819 | 128,893 | 117,231 | 104,419 | 92,704 | 92,454 | 90,258 | 90,173 | 83,968 | 74,728 | 72,251 | 68,514 | 58,278 | 55,869 | 52,451 | 48,423 |
| 2015 VS 2016 (%) | 2.03 | 30.58 | 9.54 | 4.50 | 10.21 | 22.04 | -23.44 | 1.58 | -1.44 | 22.58 | 16.55 | 1.52 | 126.90 | 11.81 | -8.41 | 184.11 |

LLEGADA DE PASAJEROS EN VUELOS REGULARES A LA CD DE MÉXICO DE LOS MERCADOS INTERNACIONALES MENORES (Enero-Septiembre)



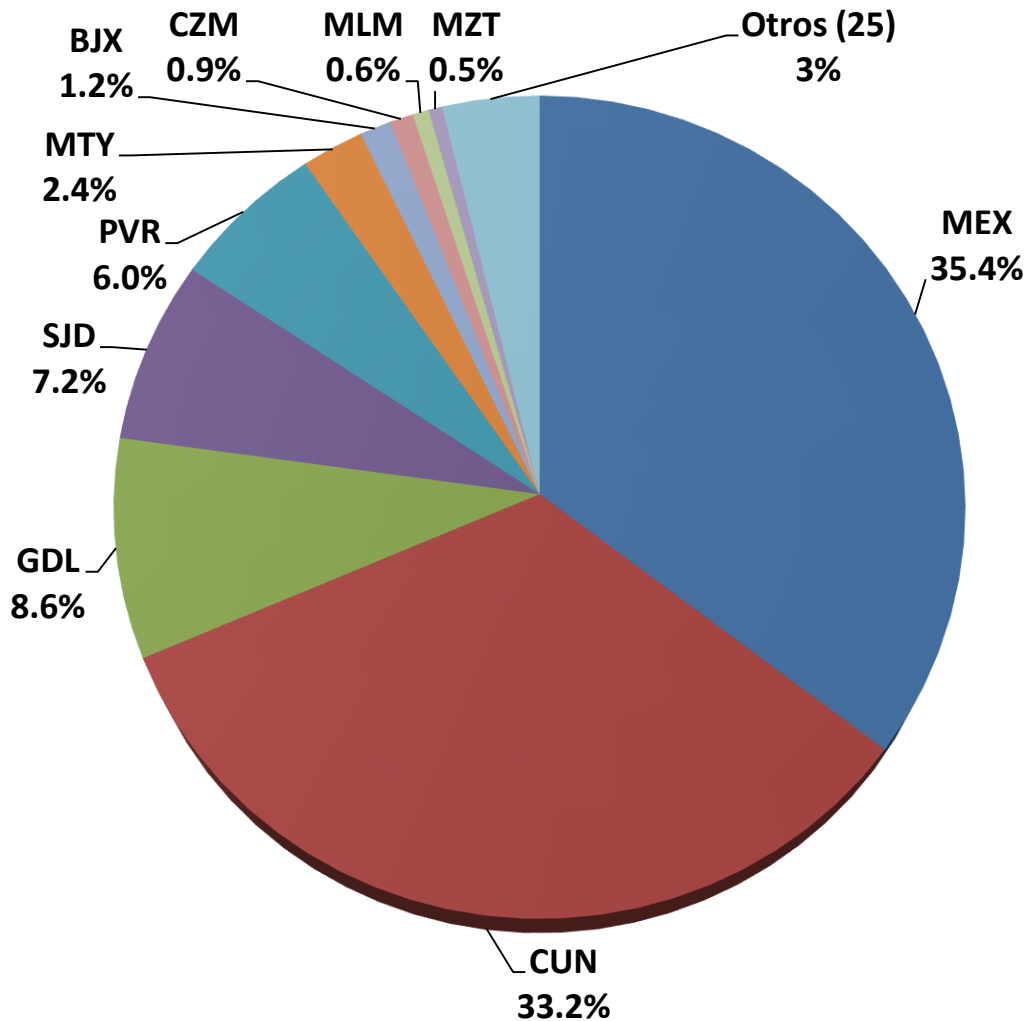
| | YUL | MUC | PHX | TYO | DTW | SNA | SLC | UIO | MDW | DEN | BOS | CLT | MGA | SAP | CCS | SAN | OAK | SDQ | SMF | VRA | MFE |
|-------------------------|--------|---------------|---------------|--------|--------|--------|--------------|---------------|--------|--------------|--------|--------------|--------|--------|---------------|---------------|--------|-------|-------|-------|-------|
| 2015 | 36,252 | 43,929 | 45,406 | 31,792 | 31,466 | 28,065 | 29,428 | 31,729 | 16,482 | 24,570 | 9,974 | 20,819 | 16,783 | 16,427 | 23,063 | 13,419 | 6,913 | 7,011 | 7,106 | 0 | 3,382 |
| 2016 | 40,520 | 38,390 | 37,456 | 37,025 | 32,857 | 30,444 | 28,295 | 27,995 | 24,583 | 22,330 | 20,580 | 19,962 | 19,524 | 16,602 | 10,837 | 10,040 | 10,023 | 9,914 | 8,906 | 8,742 | 4,203 |
| 2015 VS 2016 (%) | 11.77 | -12.61 | -17.51 | 16.46 | 4.42 | 8.48 | -3.85 | -11.77 | 49.15 | -9.12 | 106.34 | -4.12 | 16.33 | 1.07 | -53.01 | -25.18 | 44.99 | 41.41 | 25.33 | N/A | 24.28 |

CIUDADES DEL PAÍS CON EL MAYOR NUMERO DE PASAJEROS NACIONALES EN VUELOS REGULARES (Enero- Septiembre)



| Ciudad | N° de pasajeros |
|-----------------|-----------------|
| MEXICO | 10,187,230 |
| MONTERREY | 2,937,401 |
| GUADALAJARA | 2,790,822 |
| CANCUN | 2,519,119 |
| TIJUANA | 2,338,509 |
| MERIDA | 652,065 |
| CULIACÁN | 586,565 |
| HERMOSILLO | 548,126 |
| PUERTO VALLARTA | 483,173 |
| VERACRUZ | 464,244 |
| Otros (48) | 7,121,047 |

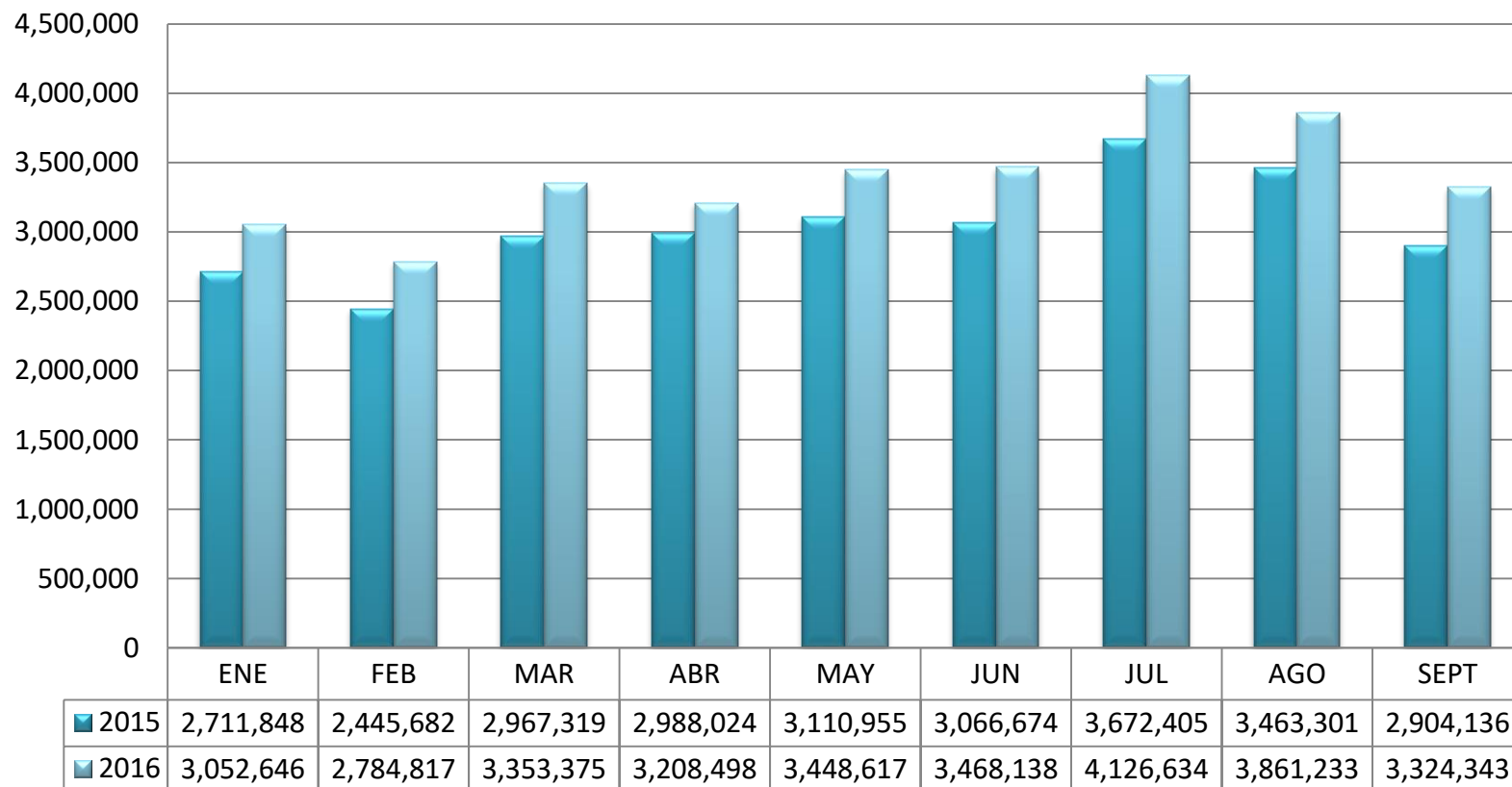
CIUDADES DEL PAÍS CON EL MAYOR NUMERO DE LLEGADAS DE PASAJEROS INTERNACIONALES EN VUELOS REGULARES (Enero-Septiembre)



| Ciudad | N° de Pasajeros |
|-------------------|-----------------|
| MÉXICO | 5,098,278 |
| CANCUN | 4,779,772 |
| GUADALAJARA | 1,241,517 |
| SAN JOSÉ DEL CABO | 1,034,508 |
| PUERTO VALLARTA | 871,438 |
| MONTERREY | 352,030 |
| DEL BAJIO | 175,799 |
| COZUMEL | 134,107 |
| MORELIA | 92,492 |
| MAZATLAN | 78,336 |
| Otros (25) | 547,451 |

PASAJEROS NACIONALES TOTALES EN VUELOS REGULARES A LOS AEROPUERTOS DEL PAÍS

Enero-Septiembre (2015-2016)



LLEGADAS Y SALIDAS DE PASAJEROS INTERNACIONALES EN VUELOS REGULARES A LOS AEROPUERTOS DEL PAÍS

Enero-Septiembre (2015-2016)

